



Workshop Overview



Why We're Here



First Nations expressed the need for land development review support for projects on Land Code reserve lands.

A Development Review Process should be guided by:

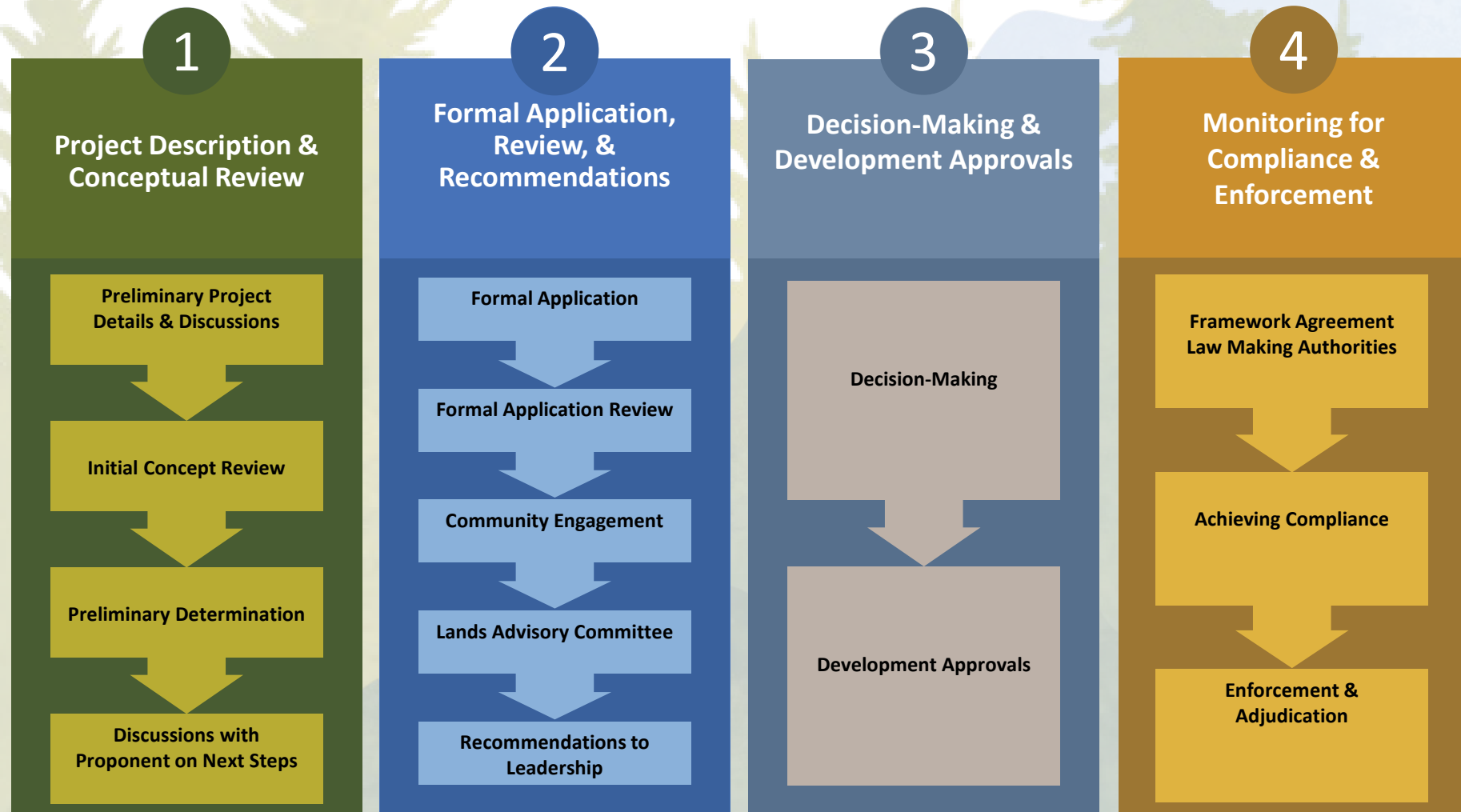
- Land Code, Land Use Plans, Governance Policies, and Land Laws
- Your Nation's administrative structure, community needs, and capacity

Over the next two days, we will:

- Examine key stages in the review process for proposed land development projects
- Hear First Nation perspectives and lessons learned from their review of proposed development projects
- Contrast the review of simple and complex development projects
- Develop a checklist you can adapt for your Nation's Development Review Process

Everything we present is for your consideration only and can be adjusted to meet the needs and circumstances of your First Nation

The Four Stages of Land Development Review Procedures



Workshop Examples

To help us think through the development review process, we will be referring to two examples throughout the workshop:



Simple Development: E.g. An application from a member proposing to build a shed in their yard.



Complex Development: E.g. An application from the Economic Development Corporation proposing to build a Gas Station.



Simple vs. Complex

Understanding the difference between a simple and complex project determines how to approach **Land Development Review Procedures**.

Simple land development projects tend to:

- Have little to no land use or environmental impact
- Be smaller-scale
- Require few permits or approvals
- Not warrant committee review or many internal or external referrals

If a land development project stretches beyond this scope, then it could be considered complex.

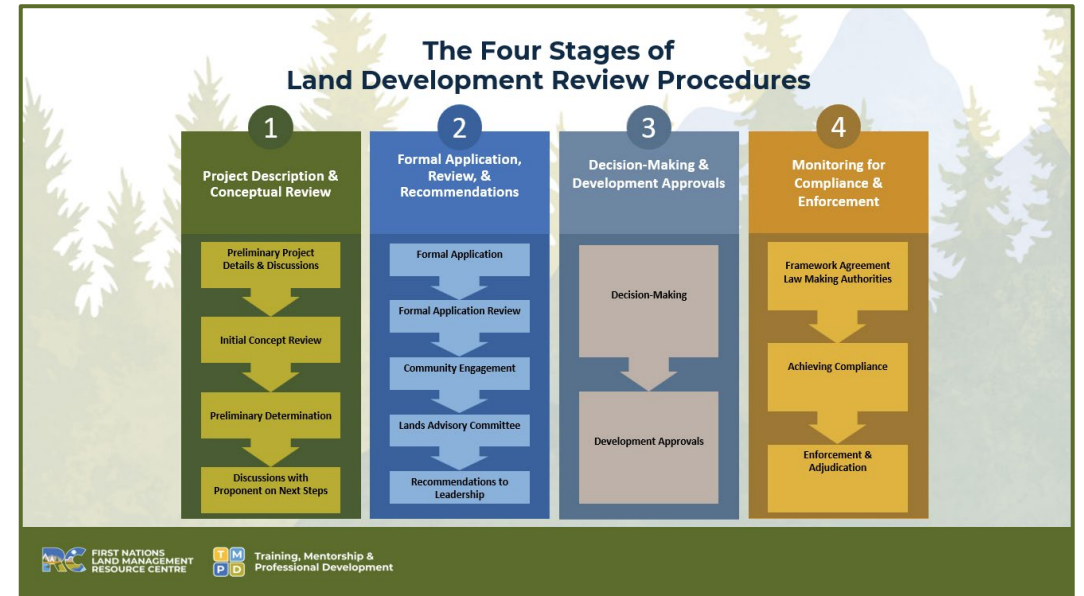
Simple vs. Complex Examples

Simple	Complex
Shed	Gas Station
Fence	Apartment Building
Sign	Retail Store
Residential Decks	Residential Subdivision
Additions on Homes	Warehouse
Playground	Community Cultural Centre



Activity Instructions

1. Throughout the workshop, you will take part in an activity to help build a Development Review Checklist.
2. Following the presentation on each stage of the review process, discuss the stage at your table, guided by the prompt(s) provided.
3. Identify key considerations based on your experience/knowledge, as well as what might be helpful to others.
4. Have one person at your table use the Slido QR code to share your table's input.



Tips for your Responses


- Think about what you wish you had known before your first Development Review
- Keep in mind capacity of Lands offices and what staff can reasonably take on
- Be specific! Broad terms like “laws” are hard to turn into checklist items

After the workshop, your responses will be compiled, organized, and transformed into a **Development Review Procedures Checklist** that will be added to the online resource package once finalized.

Slido Practice

Prompt: What are some of the Land Development projects you have been involved in?

slido




Q & A



HEALTH BREAK

15:00

Start Stop Reset mins: secs: type: 

 Breaktime for PowerPoint by Flow Simulation Ltd.

Show Settings